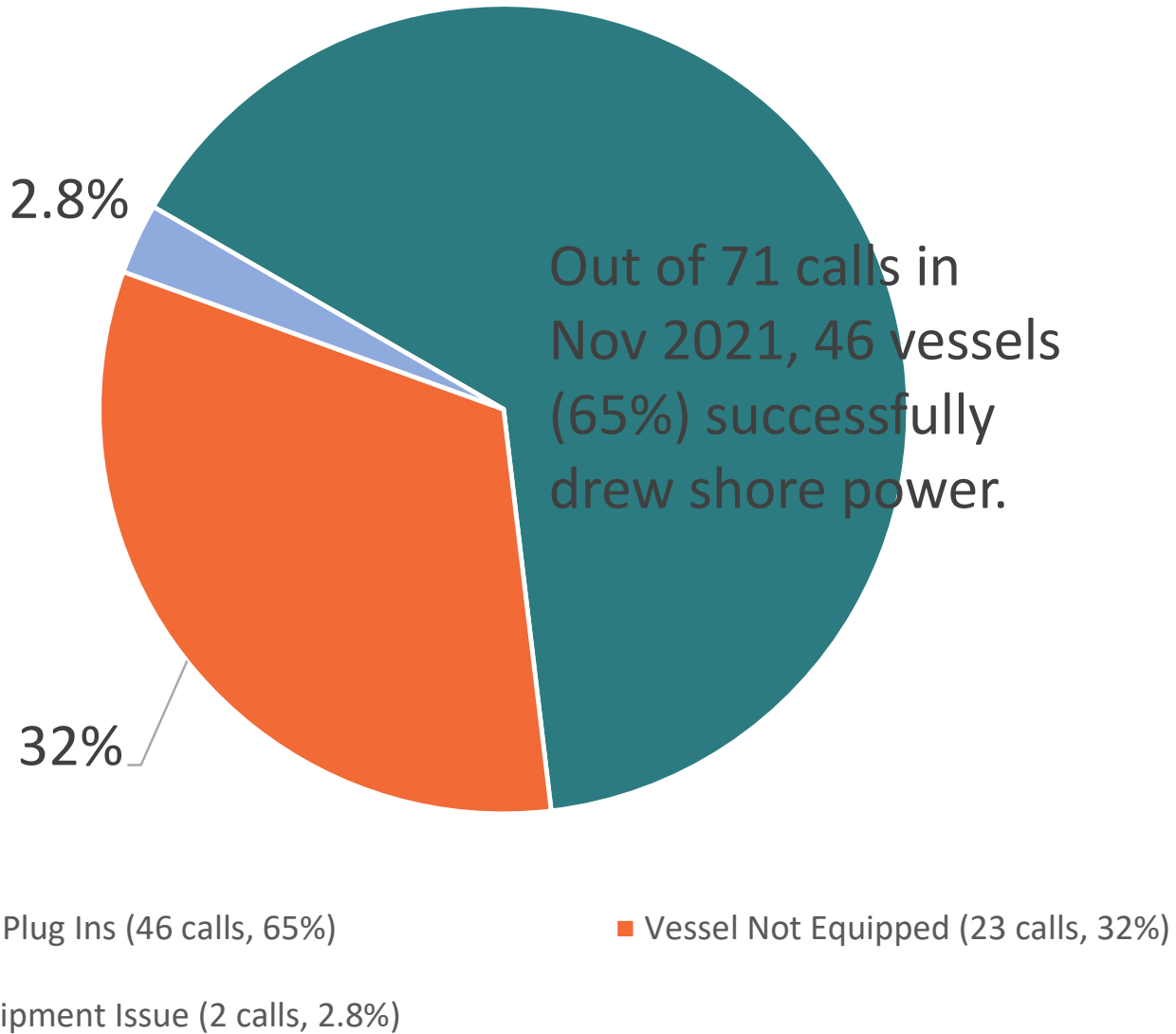


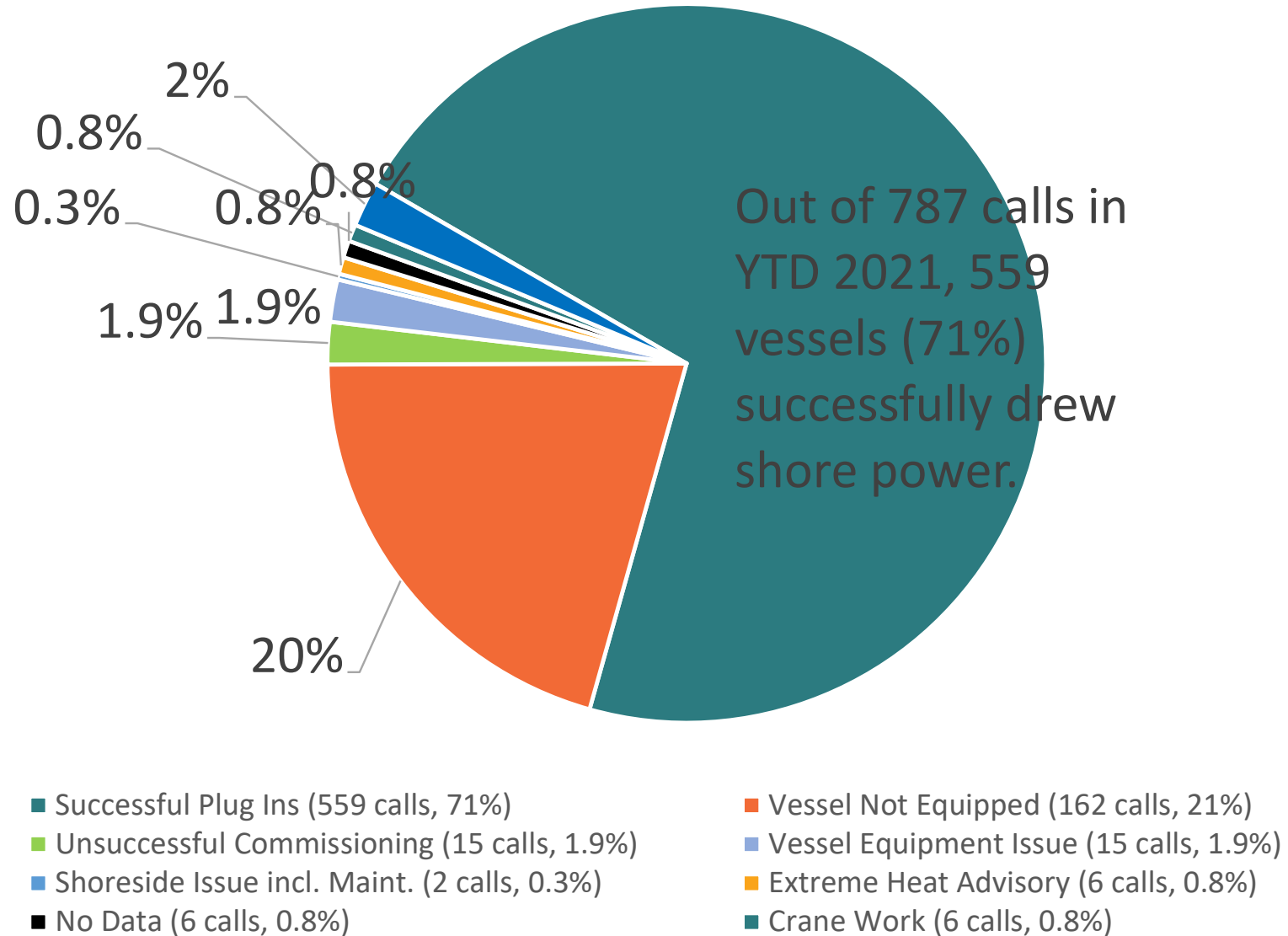
# Shore Power Summary, Nov 2021

## Port-Wide: 71 Total Calls



# Shore Power Summary, YTD 2021

## Port-Wide: 787 Total Calls



**Port of Oakland Vessel Connection Summary**  
**Nov 2021**

| <b>Ocean Carrier</b> | <b>Total Calls</b> | <b>Calls by Commissioned Vessels</b> | <b>Calls that Drew Shore Power</b> | <b>% of Calls by Commissioned Vessels</b> | <b>% of Calls that Drew Shore Power</b> |
|----------------------|--------------------|--------------------------------------|------------------------------------|---|---|
| <b>Charter</b>       | 3                  | 0                                    | 0                                  | 0%  | 0%                                      |
| <b>CMA-CGM Group</b> | 9                  | 6                                    | 4                                  | 67%                                       | 44%                                     |
| <b>Evergreen</b>     | 6                  | 6                                    | 6                                  | 100%                                      | 100%                                    |
| <b>Hapag Lloyd</b>   | 3                  | 3                                    | 3                                  | 100%                                      | 100%                                    |
| <b>Maersk</b>        | 5                  | 3                                    | 3                                  | 60%                                       | 60%                                     |
| <b>Matson (MV)</b>   | 15                 | 11                                   | 11                                 | 73%                                       | 73%                                     |
| <b>MSC</b>           | 6                  | 6                                    | 6                                  | 100%                                      | 100%                                    |
| <b>ONE</b>           | 13                 | 11                                   | 12                                 | 85%                                       | 92%                                     |
| <b>Pasha</b>         | 4                  | N/A                                  | N/A                                | N/A                                       | N/A                                     |
| <b>Polynesia</b>     | 1                  | 0                                    | 0                                  | 0%  | 0%                                      |
| <b>Wan Hai</b>       | 5                  | 0                                    | 0                                  | 0%  | 0%                                      |
| <b>Yang Ming</b>     | 1                  | 1                                    | 1                                  | 100%                                      | 100%                                    |
| <b>Total</b>         | <b>71</b>          | <b>47</b>                            | <b>46</b>                          | <b>66%</b>                                | <b>65%</b>                              |

Notes:

Rows shaded grey indicate infrequent caller in 2020 (<25 calls/year)

Some missed plug-ins have CARB exemptions due to COVID-19. Reasons for exemptions include: Key staff/vendors/technicians unavailable or unable to travel, vessel substitutions, extra-loaders, shipyard delays, and COVID-caused work backlogs.

**Port of Oakland Vessel Connection Summary**  
**YTD 2021 (January through Nov 2021)**

| Ocean Carrier        | Total Calls | Calls by Commissioned Vessels | Calls that Drew Shore Power | % of Calls by Commissioned Vessels | % of Calls that Drew Shore Power |
|----------------------|-------------|-------------------------------|-----------------------------|------------------------------------|----------------------------------|
| Charter              | 3           | 0                             | 0                           | 0%                                 | 0%                               |
| <b>CMA-CGM Group</b> | 85          | 56                            | 46                          | 66%                                | 54%                              |
| Cosco                | 17          | 17                            | 10                          | 100%                               | 59%                              |
| Evergreen            | 76          | 76                            | 70                          | 100%                               | 92%                              |
| Hapag Lloyd          | 54          | 45                            | 44                          | 83%                                | 81%                              |
| Hyundai              | 32          | 31                            | 29                          | 97%                                | 91%                              |
| Maersk               | 70          | 45                            | 37                          | 64%                                | 53%                              |
| Matson (MV)          | 111         | 106                           | 93                          | 95%                                | 84%                              |
| Matson (steamships)  | 1           | N/A                           | N/A                         | N/A                                | N/A                              |
| MSC                  | 78          | 78                            | 73                          | 100%                               | 94%                              |
| ONE                  | 133         | 125                           | 120                         | 94%                                | 90%                              |
| Pasha                | 47          | N/A                           | N/A                         | N/A                                | N/A                              |
| Polynesia            | 9           | 0                             | 0                           | 0%                                 | 0%                               |
| SM Line              | 6           | 6                             | 6                           | 100%                               | 100%                             |
| Wan Hai              | 31          | 0                             | 0                           | 0%                                 | 0%                               |
| Yang Ming            | 33          | 32                            | 31                          | 97%                                | 94%                              |
| ZIM                  | 1           | 0                             | 0                           | 0%                                 | 0%                               |
| <b>Total</b>         | <b>787</b>  | <b>617</b>                    | <b>559</b>                  | <b>78%</b>                         | <b>71%</b>                       |

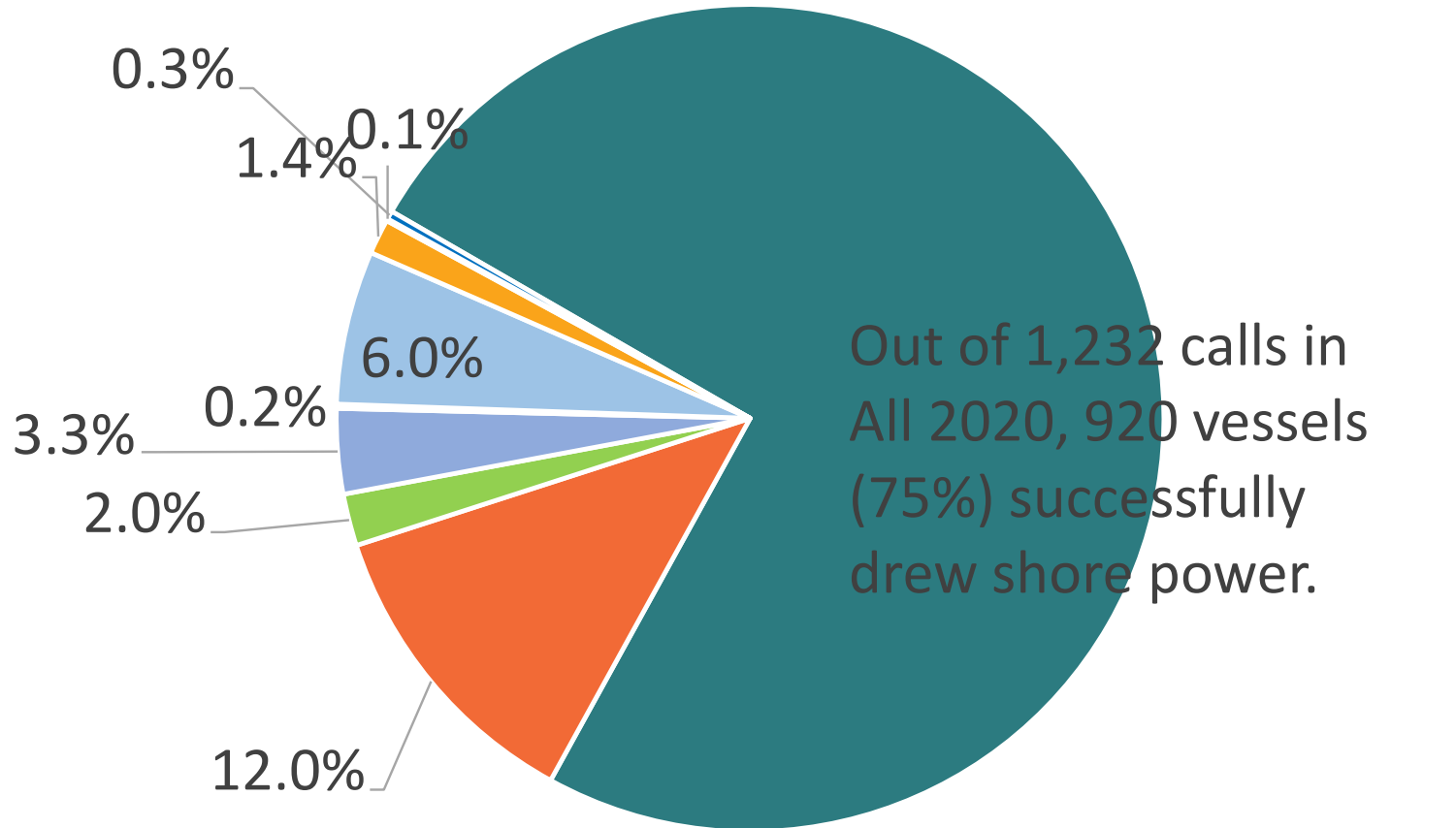
Notes:

Rows shaded grey indicate infrequent caller in 2020 (<25 calls/year)

Some missed plug-ins have CARB exemptions due to COVID-19. Reasons for exemptions include: Key staff/vendors/technicians unavailable or unable to travel, vessel substitutions, extra-loaders, shipyard delays, and COVID-caused work backlogs.

# Shore Power Summary, All 2020

## Port-Wide: 1,232 Total Calls



- Successful Plug Ins (920 calls, 75%)
- Vessel Not Equipped (148 calls, 12%)
- Unsuccessful Commissioning (25 calls, 2%)
- Vessel Equipment Issue (41 calls, 3.3%)
- Shoreside Issue incl. Maint. (2 calls, 0.2%)
- COVID Exemption (74 calls, 6%)
- Extreme Heat Advisory (17 calls, 1.4%)
- No Data (1 calls, 0.1%)

**Port of Oakland Vessel Connection Summary  
All 2020**

| <b>Ocean Carrier</b> | <b>Total Calls</b> | <b>Calls by Commissioned Vessels</b> | <b>Calls that Drew Shore Power</b> | <b>% of Calls by Commissioned Vessels</b> | <b>% of Calls that Drew Shore Power</b> |
|----------------------|--------------------|--------------------------------------|------------------------------------|---|---|
| <b>CMA-CGM Group</b> | 117                | 84                                   | 74                                 | 72%                                       | 63%                                     |
| <b>Cosco</b>         | 43                 | 40                                   | 37                                 | 93%                                       | 86%                                     |
| <b>Evergreen</b>     | 140                | 125                                  | 114                                | 89%                                       | 81%                                     |
| <b>Hapag Lloyd</b>   | 112                | 102                                  | 95                                 | 91%                                       | 85%                                     |
| <b>Hyundai</b>       | 55                 | 48                                   | 45                                 | 87%                                       | 82%                                     |
| <b>Maersk</b>        | 148                | 87                                   | 72                                 | 59%                                       | 49%                                     |
| <b>Matson (MV)</b>   | 108                | 104                                  | 96                                 | 96%                                       | 89%                                     |
| <b>MSC</b>           | 135                | 130                                  | 129                                | 96%                                       | 96%                                     |
| <b>ONE</b>           | 231                | 213                                  | 200                                | 92%                                       | 87%                                     |
| <b>Pasha</b>         | 47                 | N/A                                  | N/A                                | N/A                                       | N/A                                     |
| <b>Polynesia</b>     | 10                 | 0                                    | 0                                  | 0%  | 0%                                      |
| <b>SM Line</b>       | 8                  | 8                                    | 7                                  | 100%                                      | 88%                                     |
| <b>U.S. Lines</b>    | 17                 | 0                                    | 0                                  | 0%  | 0%                                      |
| <b>Wan Hai</b>       | 1                  | 0                                    | 0                                  | 0%  | 0%                                      |
| <b>Yang Ming</b>     | 59                 | 54                                   | 51                                 | 92%                                       | 86%                                     |
| <b>ZIM</b>           | 1                  | 0                                    | 0                                  | 0%  | 0%                                      |
| <b>Total</b>         | <b>1,232</b>       | <b>995</b>                           | <b>920</b>                         | <b>81%</b>                                | <b>75%</b>                              |

Notes:

Rows shaded grey indicate infrequent caller in 2019 (<25 calls/year)

Some missed plug-ins have CARB exemptions due to COVID-19. Reasons for exemptions include: Key staff/vendors/technicians unavailable or unable to travel, vessel substitutions, extra-loaders, shipyard delays, and COVID-caused work backlogs.