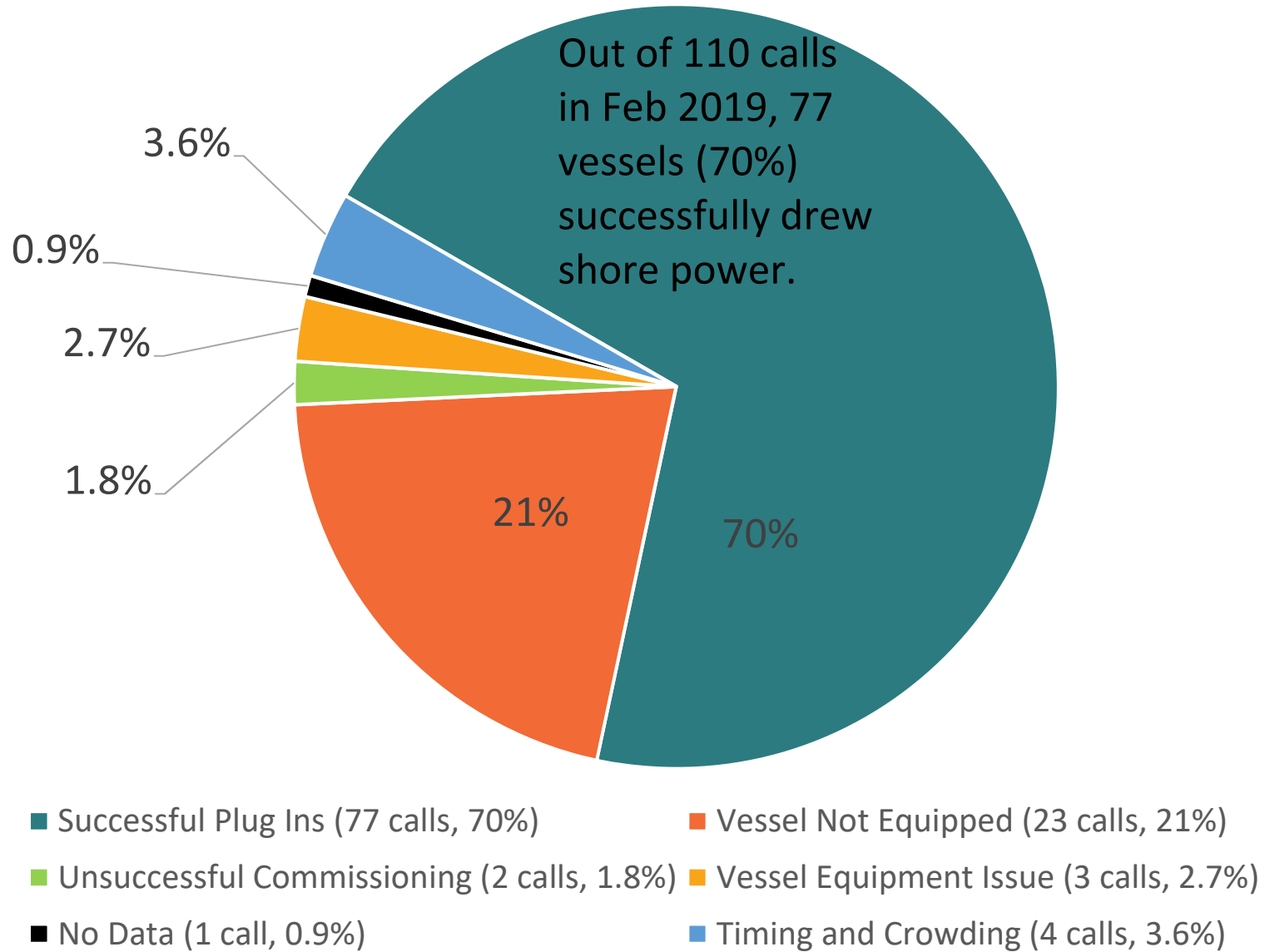
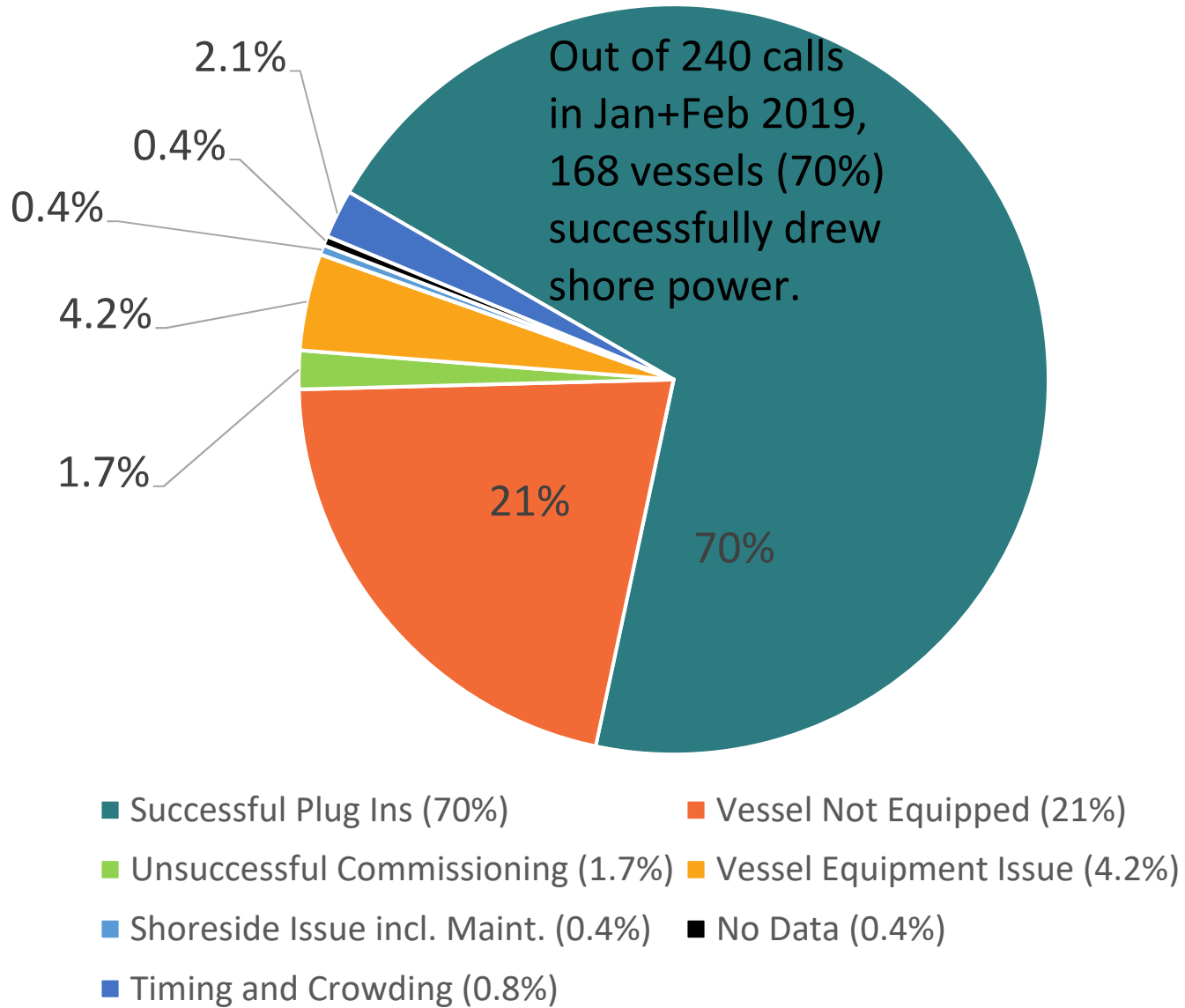


# February 2019 Shore Power Summary



# 2019 Shorepower Summary



**Port of Oakland Vessel Connection Summary  
February 2019**

<b>Ocean Carrier</b>	<b>Total Calls by Carrier</b>	<b>Calls by Carrier with a Commissioned Vessel</b>	<b>Calls by Carrier that Drew Shore Power</b>	<b>% of Calls by Carrier with a Commissioned Vessel</b>	<b>% of Calls by Carrier that Drew Shore Power</b>
<b>APL</b>	4	4	4	100%	100%
<b>CMA-CGM</b>	8	5	6	63%	75%
<b>Cosco</b>	4	4	4	100%	100%
<b>Evergreen</b>	10	5	5	50%	50%
<b>Hamburg Sud</b>	1	1	1	100%	100%
<b>Hapag Lloyd</b>	7	6	6	86%	86%
<b>Hyundai</b>	3	3	3	100%	100%
<b>Maersk</b>	15	12	12	80%	80%
<b>Matson (MV)</b>	5	3	1	60%	20%
<b>Matson (steamships)</b>	3	N/A	N/A	N/A	N/A
<b>MSC</b>	10	10	10	100%	100%
<b>ONE</b>	27	24	18	89%	67%
<b>OOCL*</b>	1	0	0	0%	0%
<b>Pasha</b>	3	N/A	N/A	N/A	N/A
<b>Polynesia*</b>	1	0	0	0%	0%
<b>U.S. Lines*</b>	1	0	0	0%	0%
<b>Yang Ming</b>	7	7	7	100%	100%

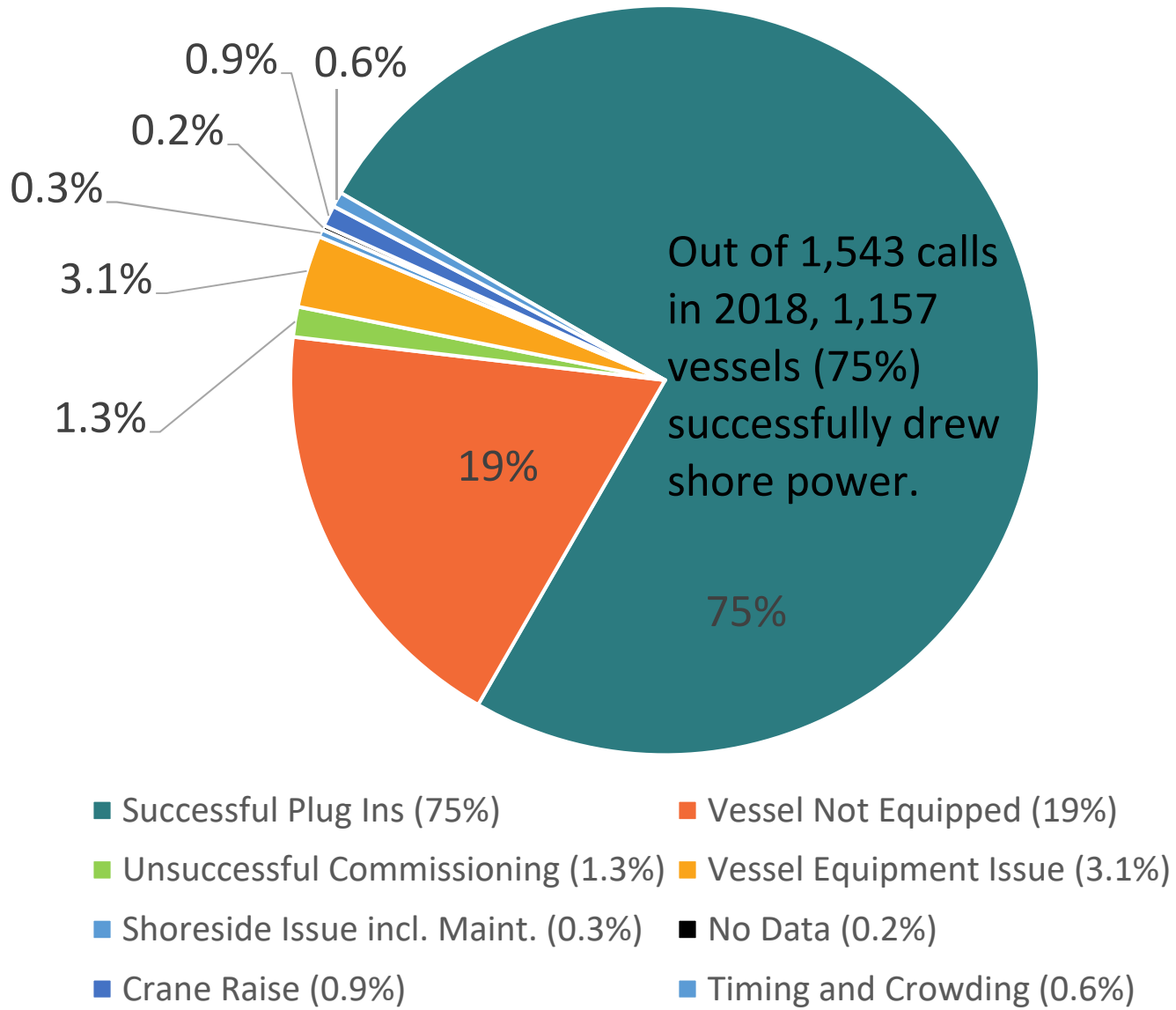
\*Infrequent caller in 2018

**Port of Oakland Vessel Connection Summary**  
**2019 year to date: January and February**

<b>Ocean Carrier</b>	<b>Total Calls by Carrier</b>	<b>Calls by Carrier with a Commissioned Vessel</b>	<b>Calls by Carrier that Drew Shore Power</b>	<b>% of Calls by Carrier with a Commissioned Vessel</b>	<b>% of Calls by Carrier that Drew Shore Power</b>
<b>APL</b>	8	7	7	88%	88%
<b>CMA-CGM</b>	16	10	11	63%	69%
<b>Cosco</b>	7	6	7	86%	100%
<b>Evergreen</b>	24	17	17	71%	71%
<b>Hamburg Sud</b>	2	2	2	100%	100%
<b>Hapag Lloyd</b>	19	16	14	84%	74%
<b>Hyundai</b>	8	8	8	100%	100%
<b>Maersk</b>	29	23	22	79%	76%
<b>Matson (MV)</b>	12	7	3	58%	25%
<b>Matson (steamships)</b>	5	N/A	N/A	N/A	N/A
<b>MSC</b>	19	19	19	100%	100%
<b>ONE</b>	63	55	44	87%	70%
<b>OOCL*</b>	2	0	0	0%	0%
<b>Pasha</b>	8	N/A	N/A	N/A	N/A
<b>Polynesia*</b>	2	0	0	0%	0%
<b>U.S. Lines*</b>	2	0	0	0%	0%
<b>Yang Ming</b>	14	14	14	100%	100%

\*Infrequent caller in 2018

# 2018 Shorepower Summary



**Port of Oakland Vessel Connection Summary  
Calendar Year 2018**

<b>Ocean Carrier</b>	<b>Total Calls by Carrier</b>	<b>Calls by Carrier with a Commissioned Vessel</b>	<b>Calls by Carrier that Drew Shore Power</b>	<b>% of Calls by Carrier with a Commissioned Vessel</b>	<b>% of Calls by Carrier that Drew Shore Power</b>
<b>APL</b>	69	57	53	83%	77%
<b>CMA-CGM</b>	103	73	65	71%	63%
<b>Cosco</b>	56	49	48	88%	86%
<b>Evergreen</b>	153	141	137	92%	90%
<b>Hamburg Sud</b>	63	47	43	75%	68%
<b>Hapag Lloyd</b>	107	97	88	91%	82%
<b>Hyundai</b>	51	51	49	100%	96%
<b>K-Line</b>	30	27	27	90%	90%
<b>Maersk</b>	127	104	96	82%	76%
<b>Matson (MV)</b>	55	51	35	93%	64%
<b>Matson (steamships)</b>	51	N/A	N/A	N/A	N/A
<b>Mitsui OSK Lines</b>	37	29	29	78%	78%
<b>MSC</b>	117	117	116	100%	99%
<b>NYK Line</b>	45	45	43	100%	96%
<b>ONE</b>	289	258	251	89%	87%
<b>OOCL*</b>	8	0	0	0%	0%
<b>Pacific Intl. Line*</b>	19	16	12	84%	63%
<b>Pasha</b>	50	N/A	N/A	N/A	N/A
<b>Polynesia*</b>	10	0	0	0%	0%
<b>U.S. Lines*</b>	13	0	0	0%	0%
<b>Wan Hai*</b>	12	0	0	0%	0%
<b>Yang Ming</b>	78	75	65	96%	83%

\*Infrequent caller in 2018